





One Line Report with DOM

Listings as of April 11, 2018 at 9:22PM

Page: 1

Residential

Listing #	Address	City	Area	BR (Poss)	BA (FH)	Prim SqFt	Lot Size	Listing/Sale Price	Status	Status Date	DOM/CDOM
17044302	630 Sacramento Ave	West Sacram	10605	3	1 (1 0)	1650	0.2600	\$499,000	Active	07/14/17	271/271
18018021	220 Sands Ct	West Sacram	10605	4	4 (3 1)	3605	0.2300	\$775,000	Active	03/26/18	16/16
18017132	4746 Whitney	Carmichael	10608	3	2 (1 1)	1263	0.0842	\$264,900	Active	03/21/18	21/21
18013169	6504 Miles Ln	Carmichael	10608	3	1 (1 0)	1025	0.2300	\$282,000	Active	03/05/18	37/37
18008366	5350 Greeley Way	Carmichael	10608	3	2 (2 0)	1368	10856	\$311,900	 Active	03/22/18	17/17
18017331	4919 El Camino Ave	Carmichael	10608	4	2 (2 0)	1680	0.3300	\$319,000	Active	03/24/18	18/65
17077986	5205 Robertson Ave	Carmichael	10608	3	2 (1 1)	1254	10019	\$330,000	Active	12/22/17	83/83
17077522	3920 Hollister Ave	Carmichael	10608	3	1 (1 0)	1200	0.6927	\$398,888	Active	12/18/17	114/114
18007513	4853 Hazelwood	Carmichael	10608	4	2 (2 0)	1759	0.2322	\$405,000	(V) Active	02/08/18	62/62
18014513	2728 Mission Ave	Carmichael	10608	3	2 (2 0)	1682	0.2300	\$409,500	Active	03/10/18	32/32
18010747	5105 Walnut Garden Ct	Carmichael	10608	4	3 (2 1)	2305	0.1900	\$420,000	Active	02/22/18	48/48
18013011	6129 Ranger Way	Carmichael	10608	3	2 (2 0)	1921	0.2888	\$420,000	Active	03/15/18	27/27
18016383	3611 Sareco Ct	Carmichael	10608	4	2 (2 0)	1651	0.3000	\$424,900	Active	03/19/18	23/222
18018426	3346 Walnut Ave	Carmichael	10608	3	2 (2 0)	1243	0.3840	\$433,000	Active	03/27/18	15/15
18010803	2612 Greenfield Way	Carmichael	10608	4	2 (2 0)	2272	0.2296	\$469,000	Active	03/09/18	24/24
18017825	3004 Valasstrada Ct	Carmichael	10608	4	3 (3 0)	2366	0.1492	\$475,000	Active	03/24/18	18/18
18014805	7005 Trabert Ct	Carmichael	10608	5	4 (3 1)	2641	0.3437	\$525,000	Active	03/15/18	27/27
18004451	5139 PEGGY LN	Carmichael	10608	4	4 (4 0)	3782	0.2180	\$625,000	Active	01/24/18	77/77
18005973	1602 Arden Bluffs Ln	Carmichael	10608	4	4 (3 1)	3151	0.1223	\$796,555	Active	02/01/18	68/192
18004423	18 Quail Point Place Pl	Carmichael	10608	4	4 (4 0)	3299	0.0600	\$1,148,850	Active	01/27/18	65/65
17074840	1361 Pars Oak Ln #Lot13	Carmichael	10608	4	4 (4 0)	3698	12817	\$1,395,888	Active	11/30/17	132/132
18017141	6119 Mariposa Ave	Citrus Height	10610	3	1 (1 0)	989	0.3000	\$264,900	Active	03/22/18	13/171
18005759	7404 Westgate Dr	Citrus Height	10610	3	2 (2 0)	1266	0.2700	\$315,000	 Active	02/01/18	43/43
18013840	7260 Mandarin Cir	Citrus Height	10610	3	1 (1 0)	1055	0.2400	\$319,900	Active	03/07/18	35/35
18006009	7633 Mcconnel Dr	Citrus Height	10610	4	2 (2 0)	1511	0.1800	\$339,500	Active	03/15/18	14/14
18013607	7005 Checkerbloom Way	Citrus Height	10610	3	3 (2 1)	1814	0.1500	\$355,000	Active	03/09/18	33/33
18008507	6620 PACHECO Way	Citrus Height	10610	5 (7)	3 (3 0)	1806	6534	\$359,500	Active	02/12/18	58/58
18012122	8311 Berman Walk Way	Citrus Height	10610	3 (4)	2 (2 0)	1429	0.1500	\$369,000	Active	03/01/18	41/41
18014784	7401 Westgate Dr	Citrus Height	10610	3	2 (2 0)	1755	0.2400	\$373,500	Active	03/12/18	30/30
18005908	7744 Nelson Ln	Citrus Height	10610	1	3 (3 0)	3000	42253	\$380,000	Active	01/31/18	70/70
18007346	7220 Kersten St	Citrus Height	10621	3	1 (1 0)	1045	0.1600	\$270,000	Active	02/07/18	63/63
18017693	7068 Canevalley Cir	Citrus Height	10621	3	2 (2 0)	1184	0.1494	\$305,000	Active	03/23/18	19/19
18006688	6831 Treelark Way	Citrus Height	10621	4	2 (2 0)	1495	0.1500	\$319,900	Active	02/14/18	56/56
18014420	7100 schooner Way	Citrus Height	10621	4	3 (2 1)	1522	0.1700	\$324,950	(V) Active	03/09/18	24/24
18016207	6975 Whyte Ave	Citrus Height	10621	3	1 (1 0)	1077	0.4200	\$330,000	Active	03/18/18	24/24
18014985	6444 Oakcreek Way	Citrus Height	10621	3	2 (2 0)	1622	0.1500	\$369,000	Active	03/20/18	20/20
18017914	6630 Goldenwood Cir	Citrus Height	10621	3	2 (2 0)	1700	0.1765	\$379,950	Active	03/25/18	17/17
18013738	7448 Garden Gate Dr	Citrus Height	10621	3	2 (2 0)	1544	0.1800	\$399,999	Active	03/07/18	35/35
18009665	8787 Los Banos Way	Elk Grove	10624	2	1 (1 0)	947	0.1300	\$310,000	Active	02/17/18	53/53
18016574	8874 Mandalay Way	Elk Grove	10624	3	2 (2 0)	1626	0.1268	\$380,000	Active	03/19/18	20/20
18017072	9039 Richborough Way	Elk Grove	10624	4	3 (3 0)	2011	0.1475	\$425,000	Active	03/21/18	21/21
18017336	9746 White Pine Way	Elk Grove	10624	3	2 (2 0)	1871	0.1641	\$430,000	Active	03/23/18	19/19
18008098	8196 Kossum Way	Elk Grove	10624	4	3 (2 1)	1822	4600	\$439,000	Active	02/10/18	60/60
18016991	9373 Oreo Ranch Cir	Elk Grove	10624	3	2 (2 0)	1770	0.1631	\$439,900	Active	03/23/18	19/19
18016400	8816 SHELDON CREEK Dr	Elk Grove	10624	3 (4)	3 (3 0)	2079	0.1281	\$439,999	Active	03/20/18	22/22
18015518	9405 Roan Ranch Cir	Elk Grove	10624	3	2 (2 0)	1770	0.1699	\$449,900	Active	03/15/18	27/27
18017033	9605 Crisswell Dr	Elk Grove	10624	3 (4)	2 (2 0)	2088	0.1600	\$450,000	Active	03/23/18	19/19
18007078	8982 Harvest Hill Way	Elk Grove	10624	5	3 (3 0)	2316	0.1507	\$450,000	Active	02/07/18	60/60
18017276	8407 Greentrails Way	Elk Grove	10624	3	3 (3 0)	2770	0.2007	\$480,000	Active	03/23/18	19/19
17078426	9333 Miko Cir	Elk Grove	10624	5	4 (4 0)	3913	0.1754	\$620,550	Active	12/29/17	103/103
17073153	5327 Valonia St	Fair Oaks	10628	3 (5)	2 (2 0)	1434	0.2300	\$314,900	Active	11/17/17	145/145
18006131	7028 Palm Ave	Fair Oaks	10628	4	3 (3 0)	1610	0.1500	\$325,000	 Active	01/29/18	68/68
18000563	4740 Amelia Dr	Fair Oaks	10628	3	2 (2 0)	1670	0.2500	\$407,900	Active	01/04/18	97/157
18014511	8776 Sharmead Way	Fair Oaks	10628	4	3 (3 0)	2002	0.2500	\$420,000	Active	03/10/18	24/24
18017947	8798 Clifford Ct	Fair Oaks	10628	3	3 (3 0)	1482	0.2300	\$424,950	Active	03/26/18	16/16
17077478	7909 Charcrest Ct	Fair Oaks	10628	3	2 (2 0)	1424	0.2500	\$449,900	Active	12/18/17	114/114
18017035	5313 Ridgevale Way	Fair Oaks	10628	4	2 (2 0)	2174	0.2500	\$495,000	(V) Active	03/21/18	21/21
18018527	5232 Rimwood Dr	Fair Oaks	10628	4	2 (2 0)	1824	0.2300	\$499,000	 Active	03/28/18	3/3
18013919	4257 San Juan Ave	Fair Oaks	10628	4	2 (2 0)	2225	0.2893	\$545,000	Active	03/08/18	34/34

All measurements and calculations of area are approximate. Information provided by Seller/Other sources, not verified by Broker. All Interested Persons should independently verify accuracy of above information. Provided properties may or may not be listed by the office/agent presenting the information. Copyright 2014, MetroList Services, Inc. Copyright © 2014, Rapattoni Corporation. All rights reserved.

One Line Report with DOM

Listings as of April 11, 2018 at 9:22PM

Page: 2

Residential

Listing #	Address	City	Area	BR (Poss)	BA (FH)	Prim SqFt	Lot Size	Listing/ Sale Price	Status	Status Date	DOM/ CDOM
18015362	4304 New York Ave	Fair Oaks	10628	3	2 (2 0)	1680	0.7300	\$560,000	Active	03/15/18	27/27
18016423	8039 Youngheart Ln	Fair Oaks	10628	4 (5)	4 (4 0)	2759	0.2950	\$560,000	Active	03/19/18	23/23
18001115	5130 Holly Ln	Fair Oaks	10628	3	3 (2 1)	1943	0.5800	\$575,000	Active	01/07/18	72/241
18002075	4309 Eucalyptus Rd	Fair Oaks	10628	3	2 (2 0)	2077	0.4000	\$575,000	Active	01/11/18	90/90
18013054	8346 Willowdale Way	Fair Oaks	10628	5	3 (3 0)	2721	0.3500	\$575,000	Active	03/07/18	35/35
18012392	4319 Kentwood Ln	Fair Oaks	10628	3 (4)	2 (2 0)	2300	0.2335	\$599,000	Active	03/14/18	28/28
18013766	7764 Magnolia Ave	Fair Oaks	10628	3	2 (2 0)	1808	0.9500	\$599,900	Active	03/07/18	35/35
18015549	8370 Jularick Ct	Fair Oaks	10628	4	3 (3 0)	2584	0.2900	\$779,900	Active	03/15/18	27/27
18013606	5106 Cashmere Ct	Fair Oaks	10628	4	4 (3 1)	3059	0.4500	\$799,500	Active	03/07/18	35/53
18010618	9516 Fair Oaks Blvd	Fair Oaks	10628	4	4 (3 1)	2672	0.4490	\$850,000	Active	02/22/18	48/48
17011603	4106 Buchanan Dr	Fair Oaks	10628	4	4 (4 0)	3403	1.1900	\$1,395,000	Active	04/08/17	368/368
18009574	215 Natoma St	Folsom	10630	2	1 (1 0)	928	0.2858	\$369,000	Active	02/16/18	28/28
18017910	194 Winding Canyon Ln	Folsom	10630	3	2 (2 0)	1975	0.0992	\$459,000	Active	03/26/18	13/55
17070668	117 Wild River Ln	Folsom	10630	3	3 (3 0)	2470	0.0845	\$469,000	Active	11/14/17	148/148
18014863	107 Big Springs Drive	Folsom	10630	3	3 (2 1)	1867	4804	\$496,900	Active	03/14/18	28/28
18020927	41 Diggins Dr	Folsom	10630	4	3 (3 0)	2174	0.1100	\$515,000	Active	03/28/18	14/14
18008953	121 Crow Canyon Dr	Folsom	10630	3 (4)	4 (3 1)	2094	0.2296	\$594,900	Active	02/15/18	55/55
18013597	312 Crow Canyon Dr	Folsom	10630	5	3 (3 0)	2876	0.2399	\$645,000	Active	03/08/18	34/34
18015946	1796 Langholm Way	Folsom	10630	4	3 (3 0)	2942	0.1716	\$649,995	Active	03/16/18	24/24
18010886	125 Clemsford Sq	Folsom	10630	5	3 (3 0)	3064	0.4362	\$768,000	Active	02/23/18	39/39
17049461	9809 Mosswood Cir	Folsom	10630	4	4 (3 1)	2825	1.9200	\$769,999	Active	08/03/17	220/220
18010773	672 Oreno Cir	Folsom	10630	3 (4)	3 (2 1)	2938	0.2194	\$789,000	Active	02/24/18	46/46
18004169	167 W C St	Galt	10632	3	2 (2 0)	1733	0.1500	\$329,990	Active	01/23/18	78/133
18018647	607 Downing Dr	Galt	10632	3	2 (2 0)	1249	0.1700	\$339,000	Active	03/28/18	14/14
18018544	574 Ewell	Galt	10632	3	2 (2 0)	1505	0.1533	\$345,000	Active	03/28/18	14/14
18001088	109 Trent Dr	Galt	10632	4	2 (2 0)	2031	0.2020	\$365,500	Active	01/08/18	93/93
18018482	69 Lorna Way	Galt	10632	3 (4)	2 (2 0)	1502	7791	\$369,000	Active	03/28/18	14/14
18013231	681 Village Dr	Galt	10632	3	2 (2 0)	1668	0.1033	\$389,950	Active	03/06/18	34/34
18010250	954 Park Terrace Dr	Galt	10632	4	3 (3 0)	2428	0.1579	\$440,000	Active	02/20/18	50/50
18009331	13390 Alta Mesa Rd	Galt	10632	2	1 (1 0)	1004	4.8500	\$539,999	Active	02/15/18	55/55
18009867	718 W Tyler Island Bridge Rd	Isleton	10641	3	2 (2 0)	1290	0.4500	\$275,000	Active	02/19/18	51/51
18001222	700 Annemarie Way	Isleton	10641	3	3 (2 1)	2018	0.0626	\$354,900	Active	01/08/18	93/93
18001306	702 Annemarie Way	Isleton	10641	3	3 (2 1)	2108	0.0459	\$359,900	Active	01/08/18	93/93
18001301	704 Annemarie Way	Isleton	10641	3	3 (2 1)	2225	0.0459	\$364,000	Active	01/08/18	93/93
18004359	4469 Mcroberts Dr	Rancho Cord	10655	4	3 (3 0)	2989	0.2431	\$456,000	Active	01/24/18	77/77
18011707	10915 Haveshill Way	Mather	10655	4 (5)	3 (3 0)	2989	0.3583	\$469,900	Active	03/01/18	33/33
18014506	5909 Dotmar Way	North Highlan	10660	4	2 (2 0)	1696	0.1400	\$310,000	Active	03/10/18	32/32
18015307	4633 Rula Ct	North Highlan	10660	3 (5)	2 (2 0)	1769	5219	\$319,000	Active	03/15/18	26/26
18008816	8893 ANONA Way	Orangevale	10662	3	2 (2 0)	1544	0.2400	\$345,000	Active	03/13/18	29/29
18015142	8141 Woodlake Hills Dr	Orangevale	10662	3	2 (2 0)	1489	0.1917	\$429,000	Active	03/14/18	27/27
18013599	8096 Hazel Ave	Orangevale	10662	4 (5)	2 (2 0)	2180	1.8500	\$575,000	Active	03/07/18	35/35
18008432	6434 Beech Ave	Orangevale	10662	3	2 (2 0)	1316	5.0000	\$995,000	Active	02/12/18	58/58
18017116	2617 Furmint Way	Rancho Cord	10670	3	2 (2 0)	1064	0.1616	\$264,990	Active	03/22/18	20/20
18008609	2232 Rhoda Wy	Rancho Cord	10670	3	2 (2 0)	1008	0.1567	\$299,500	Active	02/13/18	57/57
18017705	10453 Georgetown Dr	Rancho Cord	10670	3	2 (2 0)	1190	0.2100	\$319,900	Active	03/28/18	8/8
18016148	10737 Pedro Way	Rancho Cord	10670	4	2 (2 0)	1666	0.1719	\$325,000	Active	03/17/18	25/208
18014154	10752 Carlos Way	Rancho Cord	10670	4	2 (2 0)	1387	0.1692	\$380,000	Active	03/12/18	30/30
18013117	10515 Georgetown Dr	Rancho Cord	10670	5	3 (3 0)	2906	0.1800	\$437,000	Active	03/07/18	34/34
18017342	11852 S Carson Way	Gold River	10670	3	2 (2 0)	2081	0.2571	\$485,900	Active	03/22/18	20/20
18016297	11340 Mother Lode Cir	Gold River	10670	3	2 (2 0)	2165	0.2556	\$550,000	Active	03/19/18	23/23
18012224	2070 Campton Circle	Gold River	10670	5	3 (3 0)	2994	0.2158	\$659,000	Active	03/01/18	41/41
18013715	6837 8th St	Rio Linda	10673	3	1 (1 0)	1257	0.3577	\$365,000	Active	03/14/18	28/28
18011197	6601 Sunview Way	Rio Linda	10673	4	2 (2 0)	1723	0.1424	\$373,000	Active	02/24/18	46/137
18000550	1549 I street	Rio Linda	10673	4	2 (2 0)	2102	1.2300	\$375,000	Active	01/15/18	75/75
18017802	15373 Murieta South Pkwy	Rancho Murie	10683	4	2 (2 0)	2218	0.1866	\$519,000	Active	03/24/18	18/18
17048768	15009 Rio Cir	Rancho Murie	10683	5	3 (3 0)	3200	0.3030	\$599,900	Active	08/01/17	250/250
17060835	14961 Retreats Trail Ct	Rancho Murie	10683	3	3 (2 1)	2199	0.1125	\$600,676	Active	09/19/17	204/531
18015813	14965 Anillo Way	Rancho Murie	10683	3	3 (2 1)	3524	0.0883	\$612,000	Active	03/16/18	26/26
17077327	14985 Retreats Trail Ct	Rancho Murie	10683	3	3 (2 1)	2199	4900	\$656,900	Active	12/17/17	115/115

One Line Report with DOM

Listings as of April 11, 2018 at 9:22PM

Page: 3

Residential

Listing #	Address	City	Area	BR (Poss)	BA (FH)	Prim SqFt	Lot Size	Listing/ Sale Price	Status	Status Date	DOM/ CDOM
18010891	6635 Camino De Luna	Rancho Murie	10683	3 (4)	3 (3 0)	3079	0.4385	\$699,000	Active	03/01/18	41/41
18009678	6058 Puerto Dr	Rancho Murie	10683	4	4 (3 1)	3206	0.1461	\$775,000	Active	03/02/18	40/40
17051391	14797 Reynosa Dr	Rancho Murie	10683	4	4 (3 1)	3517	0.2186	\$799,000	Active	08/11/17	243/243
18009325	2009 Willow Ave	West Sacram	10691	2	1 (1 0)	939	0.1260	\$259,900	Active	02/15/18	55/55
18014793	516 Chaparral Way	West Sacram	10691	3	1 (1 0)	884	0.1263	\$293,000	Active	03/16/18	26/26
18013894	1120 Delaware Ave	West Sacram	10691	4	2 (2 0)	1485	0.1148	\$295,000	Active	03/08/18	34/34
18015568	3265 Kellys Island Rd	West Sacram	10691	3	2 (2 0)	1288	0.1100	\$385,000	Active	03/15/18	27/27
18009023	3845 Fowler Rd	West Sacram	10691	5	3 (3 0)	3607	0.1500	\$599,000	Active	02/14/18	56/56
18009321	3625 Dorena Place	West Sacram	10691	5	3 (3 0)	3607	0.1500	\$625,000	Active	02/15/18	55/55
18010867	10443 Colony Rd	Wilton	10693	3	2 (2 0)	1794	4.5500	\$685,000	Active	02/22/18	48/48
18013553	4304 Accordian Way	Rancho Cord	10742	5	3 (3 0)	2885	0.1749	\$515,000	B Active	03/10/18	29/29
18003838	4428 Malana Way	Rancho Cord	10742	5	5 (3 2)	4037	0.1961	\$629,950	Active	01/25/18	56/56
18017646	4884 Ice Age Way	Elk Grove	10757	3	2 (2 0)	1657	6381	\$399,999	Active	03/23/18	19/19
18017489	9721 Westfalen	Elk Grove	10757	3	2 (2 0)	1843	0.1628	\$408,800	B Active	03/23/18	16/33
18010938	4601 Blossom Ranch Dr	Elk Grove	10757	3	2 (2 0)	1857	0.1263	\$425,000	Active	02/23/18	47/47
18004266	5313 Hirsch Cir	Elk Grove	10757	3	2 (2 0)	2032	0.1309	\$430,000	Active	02/07/18	50/50
18004312	8939 Haflinger Way	Elk Grove	10757	3 (4)	2 (2 0)	2163	6101	\$434,900	Active	01/24/18	77/77
17073337	10120 Brenna Way	Elk Grove	10757	5	3 (3 0)	2445	0.1389	\$435,000	Active	11/17/17	43/43
18011875	4632 Welera Way	Elk Grove	10757	4	2 (2 0)	2163	0.1632	\$439,000	Active	02/28/18	35/35
18016975	10075 Blossom Ridge Dr	Elk Grove	10757	4	3 (2 1)	2191	0.1584	\$448,000	Active	03/22/18	20/20
18011161	5426 White Lotus Way	Elk Grove	10757	4	3 (3 0)	2362	0.1533	\$465,000	Active	02/23/18	43/43
17060405	9953 Fan Shell Ln	Elk Grove	10757	4	3 (3 0)	2330	5259	\$483,431	Active	09/18/17	92/92
18016467	9756 Collie Way	Elk Grove	10757	4	3 (2 1)	2740	0.1783	\$509,000	B Active	03/19/18	8/187
17070667	2325 MOORHEN Ct	Elk Grove	10757	4	4 (3 1)	2724	0.1515	\$515,000	Active	11/03/17	135/135
18016138	10277 Jennick Way	Elk Grove	10757	4	3 (3 0)	3281	0.1515	\$525,000	Active	03/18/18	24/24
18008788	8356 Largo Way	Elk Grove	10757	4	3 (3 0)	2386	0.1619	\$539,000	Active	02/14/18	56/56
18012979	9771 Blansfield Way	Elk Grove	10757	4	3 (3 0)	3045	0.1839	\$550,000	Active	03/05/18	37/37
18013571	4717 Crown Bench Cir	Elk Grove	10757	5	4 (4 0)	3407	5774	\$569,900	Active	03/07/18	35/35
18010990	6113 Jefjen Way	Elk Grove	10757	5 (7)	4 (4 0)	3753	0.1326	\$570,000	Active	02/24/18	46/46
18011065	4913 Efthemia Way	Elk Grove	10758	3	2 (2 0)	1410	0.1265	\$353,600	Active	02/23/18	47/47
18017750	5717 Laguna Quail Way	Elk Grove	10758	3	2 (2 0)	1620	0.1542	\$370,000	Active	03/25/18	17/17
18014841	6400 Chesterbrook Dr	Elk Grove	10758	4	2 (2 0)	1667	0.1768	\$380,000	Active	03/13/18	29/29
18015729	3229 Turnbuckle Cir	Elk Grove	10758	3 (4)	2 (2 0)	1596	0.1156	\$409,900	Active	03/15/18	27/27
18014519	5116 Tegan Rd	Elk Grove	10758	4	3 (3 0)	1624	0.3062	\$429,900	Active	03/10/18	32/32
18014718	9574 Castlebridge Ct	Elk Grove	10758	3	3 (2 1)	1805	0.1681	\$443,500	Active	03/22/18	20/20
18009561	8120 Laguna Brook Way	Elk Grove	10758	4	4 (3 1)	2939	0.1446	\$450,000	Active	02/16/18	43/43
18016111	4305 San Marino Ct	Elk Grove	10758	5	3 (3 0)	2953	0.2695	\$486,000	Active	03/16/18	26/26
18018069	2200 HEGER Way	Elk Grove	10758	4	3 (2 1)	2857	0.1205	\$509,900	Active	03/27/18	15/15
18009519	2421 W Neutra Ct	Elk Grove	10758	5	4 (4 0)	3627	0.2322	\$599,900	Active	02/16/18	54/54
17078131	417 11th St	Sacramento	10814	3	2 (2 0)	1428	0.0600	\$429,000	Active	12/26/17	106/176
18008070	175 Lindley Drive	Sacramento	10815	4	2 (2 0)	1120	0.1100	\$254,000	Active	02/28/18	42/42
18013402	2648 Fairfield St	Sacramento	10815	3	2 (2 0)	910	0.4697	\$270,000	Active	03/23/18	19/19
18013955	2747 Ellen	Sacramento	10815	3	2 (2 0)	990	0.1100	\$285,000	(V) Active	03/08/18	34/34
18017958	3305 T St	Sacramento	10816	2	1 (1 0)	1164	0.0900	\$410,000	Active	03/26/18	16/16
18009336	3312 J St	Sacramento	10816	3	3 (2 1)	2011	0.1102	\$749,000	Active	02/15/18	55/55
18014264	4116 4th Ave	Sacramento	10817	3 (4)	2 (1 1)	1072	0.1100	\$379,999	Active	03/23/18	14/14
17077380	2741-2743 59th St	Sacramento	10817	4 (5)	3 (3 0)	2549	0.2121	\$599,950	Active	12/18/17	114/114
18015829	2125 Weller Way	Sacramento	10818	2	1 (1 0)	950	0.1000	\$415,000	Active	03/16/18	26/26
18006052	2513 27th St	Sacramento	10818	3	2 (2 0)	1572	0.1600	\$569,960	Active	02/01/18	69/69
18003904	3600 24th St	Sacramento	10818	3	3 (2 1)	1790	3468	\$599,000	Active	01/25/18	76/76
17074376	2200 23rd St	Sacramento	10818	3	2 (2 0)	1600	0.0700	\$639,900	Active	11/28/17	134/134
18012720	2756 12th St	Sacramento	10818	3 (5)	4 (4 0)	3247	9583	\$1,150,000	(V) Active	03/07/18	35/35
18013723	5607 G St	Sacramento	10819	3	1 (1 0)	1140	0.1446	\$415,000	Active	03/07/18	35/222
18012696	516 40th St	Sacramento	10819	3	1 (1 0)	1266	0.0764	\$499,900	Active	03/02/18	29/29
18009530	5515 Callister Ave	Sacramento	10819	2	1 (1 0)	1281	0.1653	\$509,950	Active	02/16/18	54/54
18017671	1512 55th St	Sacramento	10819	2	2 (2 0)	1355	0.1124	\$519,000	Active	03/24/18	18/18
18014551	5860 Camellia Ave	Sacramento	10819	2 (3)	2 (1 1)	1906	0.1800	\$629,000	Active	03/10/18	32/32
18014928	3799 Moddison Ave	Sacramento	10819	3	2 (2 0)	1807	0.1621	\$639,000	Active	03/12/18	30/30
18010821	5200 Moddison Ave	Sacramento	10819	4	3 (3 0)	1926	0.2029	\$649,000	Active	02/23/18	47/47

All measurements and calculations of area are approximate. Information provided by Seller/Other sources, not verified by Broker. All Interested Persons should independently verify accuracy of above information. Provided properties may or may not be listed by the office/agent presenting the information. Copyright 2014, MetroList Services, Inc. Copyright © 2014, Rapattoni Corporation. All rights reserved.

One Line Report with DOM

Residential

Listing #	Address	City	Area	BR (Poss)	BA (FH)	Prim SqFt	Lot Size	Listing/Sale Price	Status	Status Date	DOM/CDOM
17076585	59 49th St	Sacramento	10819	3	2 (2 0)	1610	0.1263	\$674,900	Active	12/28/17	104/104
18015586	1865 40th St	Sacramento	10819	3	3 (3 0)	1688	0.1400	\$819,000	Active	03/16/18	26/26
17070035	1865 44th St	Sacramento	10819	3	3 (2 1)	1936	0.1400	\$824,950	Active	11/03/17	159/159
18012085	1325 47th St	Sacramento	10819	3	2 (2 0)	1852	0.1630	\$925,000	Active	03/01/18	41/41
18016395	600 44th St	Sacramento	10819	4	3 (3 0)	2281	0.0857	\$975,000	Active	03/24/18	18/18
18014201	1600 Berkeley Way	Sacramento	10819	3	3 (2 1)	2076	0.1148	\$998,000	Active	03/09/18	33/33
18006984	4425 H St	Sacramento	10819	4	3 (3 0)	2850	6750	\$1,100,000	Active	02/07/18	63/275
18002344	5400 STANDISH Rd	Sacramento	10820	2	1 (1 0)	1200	0.1200	\$254,000	Active	01/12/18	75/75
18003579	5420 71st	Sacramento	10820	3	1 (1 0)	1338	0.1100	\$259,500	Active	02/07/18	63/63
18017507	4900 13 th Ave	Sacramento	10820	4	2 (2 0)	1326	0.0700	\$279,900	Active	03/23/18	19/19
18016660	3848 65th St	Sacramento	10820	3	2 (2 0)	1250	0.2300	\$285,000	Active	03/20/18	10/10
17077999	5304 Argo Way	Sacramento	10820	4	2 (2 0)	1734	0.1300	\$309,000	Active	01/04/18	88/102
18009710	5328 21st Ave	Sacramento	10820	3	2 (2 0)	1198	0.1100	\$335,000	Active	02/17/18	53/53
18015289	2481 Wilmington Ave	Sacramento	10820	3	2 (2 0)	1762	0.1800	\$455,000	Active	03/14/18	28/28
18006258	3709 Jo Ann Dr	Sacramento	10821	3	2 (2 0)	1578	0.1400	\$364,000	Active	02/12/18	58/58
18002005	4605 Pasadena Ave	Sacramento	10821	3	2 (2 0)	1488	0.3639	\$424,999	Active	01/10/18	80/127
17072510	4200 De Costa Ave	Sacramento	10821	4	2 (2 0)	1987	0.2400	\$459,000	Active	12/07/17	76/76
18003319	3413 Club Ln	Sacramento	10821	4	2 (2 0)	1686	0.4200	\$465,000	Active	01/18/18	83/83
18005466	3213 Green Crest Ct	Sacramento	10821	4	3 (3 0)	2599	0.3100	\$615,000	Active	02/01/18	33/33
18009136	7225 Cromwell Way	Sacramento	10822	3	2 (1 1)	1042	0.1700	\$250,000	Active	02/23/18	11/11
18014585	1570 Glidden Ave	Sacramento	10822	4	2 (2 0)	1253	0.1500	\$259,000	Active	03/11/18	31/31
18016127	7209 Tamoshanter	Sacramento	10822	4	2 (2 0)	1296	0.1800	\$259,000	Active	03/17/18	7/7
18013101	1454 Sterling St	Sacramento	10822	2	1 (1 0)	810	5227	\$265,000	Active	03/05/18	9/9
18018175	1908 Florin Road	Sacramento	10822	3	2 (2 0)	1334	7841	\$285,000	Active	03/26/18	16/16
18008013	2247 FRUITRIDGE Rd	Sacramento	10822	2	1 (1 0)	930	8712	\$289,900	Active	02/09/18	61/61
18011166	1761 68th Ave	Sacramento	10822	3	2 (2 0)	1314	0.1900	\$295,000	Active	02/23/18	30/30
18017617	2440 Fernandez Dr	Sacramento	10822	3	1 (1 0)	1250	0.1275	\$295,000	Active	03/23/18	11/11
18008429	2081 50th Ave	Sacramento	10822	4	3 (2 1)	1568	0.1400	\$315,000	Active	02/21/18	49/49
18016193	7513 Collingwood St	Sacramento	10822	5	3 (3 0)	1991	0.1500	\$319,900	Active	03/17/18	21/21
18011287	7062 Wilshire Cir	Sacramento	10822	3	2 (2 0)	1532	0.2000	\$339,000	Active	02/25/18	45/45
18008418	6841 Golf View Dr	Sacramento	10822	4	2 (2 0)	1940	0.2800	\$360,000	Active	02/14/18	41/144
18018403	4260 Attawa Ave	Sacramento	10822	3	2 (2 0)	963	0.0700	\$364,988	Active	03/27/18	15/15
18016622	5613 Kingston Way	Sacramento	10822	3	2 (2 0)	1322	0.1600	\$418,500	Active	03/21/18	7/7
18003103	4200 21st St	Sacramento	10822	4	2 (2 0)	2368	0.1100	\$469,000	Active	01/17/18	84/84
18010488	4270 Warren Ave	Sacramento	10822	3	2 (2 0)	2019	7405	\$545,000	Active	02/23/18	44/44
18016332	4278 Warren Ave	Sacramento	10822	4	2 (2 0)	2022	0.1700	\$680,000	Active	03/20/18	22/22
18009483	5849 STALLON Way	Sacramento	10823	4	2 (2 0)	1239	0.1600	\$259,900	Active	02/16/18	54/54
18002047	4871 J Pkwy	Sacramento	10823	3	2 (2 0)	1489	0.1600	\$269,000	Active	01/12/18	62/62
18001108	4020 Turnbridge Dr	Sacramento	10823	4	2 (2 0)	1464	0.1800	\$274,900	Active	01/06/18	93/260
18010220	38 Goodwin Cir	Sacramento	10823	4	2 (2 0)	1300	0.1300	\$279,000	Active	02/20/18	30/118
18016213	28 Tillman Cir	Sacramento	10823	4 (5)	2 (2 0)	1521	0.1400	\$283,000	Active	03/18/18	24/24
18002554	34 Audia Cir	Sacramento	10823	3	2 (2 0)	1160	0.1625	\$285,000	Active	01/15/18	86/86
18005110	7350 Winnett Way	Sacramento	10823	5	3 (3 0)	2190	0.1500	\$290,000	Active	01/28/18	47/135
17064807	4086 La Tarriga Way	Sacramento	10823	4	2 (2 0)	1740	0.1400	\$299,000	Active	10/05/17	156/156
18008843	6928 Bowling Dr	Sacramento	10823	3	2 (2 0)	1406	0.1400	\$306,000	Active	02/21/18	49/49
18007182	8050 Center Parkway	Sacramento	10823	5	3 (3 0)	1790	0.1500	\$325,000	Active	02/06/18	28/28
18011254	7582 Citrus Ave	Sacramento	10823	3	2 (2 0)	1570	7200	\$328,000	Active	02/23/18	47/47
18010445	7295 Mandy	Sacramento	10823	6	4 (4 0)	2148	0.2300	\$350,000	Active	02/21/18	36/36
18007098	8666 Carlin Ave	Sacramento	10823	4	3 (3 0)	2088	0.1326	\$435,000	Active	02/06/18	64/64
18013591	5721 Jacinto	Sacramento	10823	4 (5)	3 (2 1)	2770	0.1768	\$439,000	Active	03/05/18	35/35
18013002	5551 McMahan Dr	Sacramento	10824	3	1 (1 0)	1137	0.1100	\$259,000	Active	03/05/18	37/37
18010664	5008 32nd Ave	Sacramento	10824	3	1 (1 0)	1337	0.1500	\$259,000	Active	03/19/18	23/23
18009056	2941 35th Ave	Sacramento	10824	3	1 (1 0)	1067	0.1800	\$259,500	Active	02/20/18	50/50
18012577	5824 Garibaldi St	Sacramento	10824	3	1 (1 0)	1050	6970	\$269,900	Active	03/02/18	40/40
17069617	4408 DADE Way	Sacramento	10824	3	2 (2 0)	1134	0.1077	\$289,999	Active	10/30/17	142/142
18015275	2308 Darwin St	Sacramento	10825	2	1 (1 0)	918	0.1700	\$274,900	Active	03/16/18	26/26
18014075	2312 Cortez Ln	Sacramento	10825	3	2 (2 0)	1524	0.1600	\$310,000	Active	03/09/18	33/33
18011386	1315 Bell St	Sacramento	10825	3	3 (2 1)	1470	0.1494	\$339,999	Active	02/26/18	44/44
17056133	1417 Heskett Way	Sacramento	10825	4	2 (2 0)	2256	0.2500	\$385,000	Active	08/30/17	224/224

All measurements and calculations of area are approximate. Information provided by Seller/Other sources, not verified by Broker. All Interested Persons should independently verify accuracy of above information. Provided properties may or may not be listed by the office/agent presenting the information. Copyright 2014, MetroList Services, Inc. Copyright © 2014, Rapattoni Corporation. All rights reserved.

One Line Report with DOM

Listings as of April 11, 2018 at 9:22PM

Page: 5

Residential

Listing #	Address	City	Area	BR (Poss)	BA (FH)	Prim SqFt	Lot Size	Listing/ Sale Price	Status	Status Date	DOM/ CDOM
17077015	4 Colby Ct	Sacramento	10825	3	3 (2 1)	1391	0.0400	↑ \$389,000	B Active	01/17/18	25/25
17076589	314 E Ranch Rd	Sacramento	10825	3	3 (2 1)	2349	0.0600	\$539,950	Active	12/11/17	68/68
18004856	9013 New Dawn Dr	Sacramento	10826	3	1 (1 0)	988	0.1800	\$285,000	Active	02/07/18	37/37
18013183	9401 Williamette Way	Sacramento	10826	3	2 (2 0)	1025	0.1587	\$297,900	Active	03/08/18	26/26
18012120	3415 Comet Ct	Sacramento	10827	3	2 (2 0)	1449	0.2600	\$251,000	Active	02/28/18	42/42
18015678	3374 Union Springs Way	Sacramento	10827	3	2 (2 0)	1137	0.1404	↓ \$290,000	B Active	03/16/18	19/19
18011087	10134 Country Way	Sacramento	10827	4	2 (2 0)	1590	0.1472	↓ \$319,900	Active	02/23/18	47/47
18007871	3319 Glenmoor Dr	Sacramento	10827	4	2 (2 0)	1587	0.1335	\$320,000	Active	02/13/18	57/57
18016122	9786 Mira Del Rio	Sacramento	10827	4	2 (2 0)	1966	0.1600	\$445,000	Active	03/17/18	25/25
18009204	7556 53rd Ave	Sacramento	10828	3	2 (1 1)	1073	0.2400	\$263,000	Active	02/15/18	55/55
17077262	8021 Rockhurst Way	Sacramento	10828	4	2 (2 0)	1430	0.1407	\$265,000	Active	12/18/17	114/114
18015262	7329 Lindale Dr	Sacramento	10828	3	2 (2 0)	1152	0.1900	\$265,000	Active	03/14/18	28/28
18013583	8384 Bloomington	Sacramento	10828	3	2 (2 0)	1323	0.1702	\$279,000	Active	03/07/18	22/22
18011237	7130 Celia Ave	Sacramento	10828	3	2 (2 0)	1380	0.2400	↓ \$280,000	Active	02/24/18	28/28
17053017	7663 countryfield Dr	Sacramento	10828	4	3 (3 0)	1738	7405	↑ \$285,000	B Active	08/17/17	228/228
18017689	7908 Rockhurst Way	Sacramento	10828	4	2 (2 0)	1427	5773	\$295,000	Active	03/26/18	16/16
18010921	8270 Cliffcrest Dr	Sacramento	10828	3	2 (2 0)	1443	0.1492	\$299,900	Active	02/23/18	47/47
18003456	7213 Del Prado Way	Sacramento	10828	3 (4)	2 (2 0)	1748	0.1700	\$310,000	Active	01/19/18	50/50
17063536	6415 Rancho Adobe Dr	Sacramento	10828	4	2 (2 0)	1599	0.1500	\$318,000	Active	10/01/17	192/192
18011570	7925 Roesboro Cir	Sacramento	10828	3	2 (2 0)	1510	5880	\$319,000	Active	03/01/18	41/41
18015944	8241 Scenic Hills Way	Sacramento	10828	3	2 (2 0)	1165	0.1274	↓ \$320,000	(V) Active	03/16/18	26/26
18018111	6745 Villa Juarez Cir	Sacramento	10828	4	2 (2 0)	1723	0.1700	\$325,000	Active	03/26/18	16/172
18008981	7335 Del Prado Way	Sacramento	10828	4	2 (2 0)	1475	0.1553	\$329,000	Active	02/14/18	39/39
18002827	7504 Florin Rd	Sacramento	10828	3	2 (2 0)	1532	0.1750	\$350,000	Active	01/19/18	68/68
18002841	7701 Flamingo Way	Sacramento	10828	3	2 (2 0)	1532	0.1230	\$350,000	Active	01/19/18	68/68
18002860	7705 Flamingo Way	Sacramento	10828	3	2 (2 0)	1531	0.1252	\$350,000	Active	01/19/18	68/68
18009298	8035 Cottonwood Ln	Sacramento	10828	4	2 (2 0)	1678	0.1364	\$375,000	Active	02/15/18	55/55
18006317	8833 Marlin Seas Ct	Sacramento	10828	5	3 (2 1)	2504	6574	\$429,000	Active	02/02/18	64/64
18017888	8848 Sailfish Bay Cir	Sacramento	10828	5	3 (3 0)	3753	0.1326	\$480,000	Active	03/25/18	17/17
18011072	8852 Tiogawoods Dr	Sacramento	10828	5	3 (3 0)	3753	0.1419	\$499,000	Active	02/23/18	47/47
18017452	9040 Halkirk Way	Sacramento	10829	4	3 (3 0)	2235	0.1326	\$383,000	Active	03/22/18	20/20
18013195	9351 Clanfield Ct	Sacramento	10829	3	2 (2 0)	1864	0.1467	\$399,900	Active	03/09/18	33/33
18015498	8379 Brooklyn Rd	Sacramento	10829	3	3 (2 1)	1812	0.0894	↓ \$405,000	Active	03/15/18	27/27
18015984	9595 Ballinger Dr	Sacramento	10829	4	3 (3 0)	2295	0.1424	\$425,000	Active	03/16/18	23/90
18013868	8867 Gelderland Way	Sacramento	10829	4	4 (3 1)	2190	0.1034	\$447,900	Active	03/08/18	34/89
18005092	9568 Moss Hill Way	Sacramento	10829	5	3 (3 0)	2567	6425	↓ \$453,000	B Active	01/27/18	10/10
18017828	7262 Arroyo Willow Dr	Sacramento	10829	4	4 (3 1)	2785	0.1251	\$460,000	Active	03/25/18	17/66
18015506	7975 Munhall Ct	Sacramento	10829	5	3 (3 0)	2428	0.1621	\$470,000	Active	03/15/18	27/27
18010117	9913 Jasper Ct	Sacramento	10829	4	3 (2 1)	2803	0.2111	\$509,000	Active	02/20/18	50/50
18012912	10005 Geode Ct	Sacramento	10829	3	3 (3 0)	2890	0.2014	\$514,000	Active	03/04/18	38/38
18000294	7910 faldo Ct	Sacramento	10829	5	3 (3 0)	3085	7775	\$535,000	Active	01/03/18	93/133
18018414	8982 Elder Creek Rd	Sacramento	10829	3	1 (1 0)	1315	36025	\$550,000	Active	03/27/18	15/15
18016120	7197 Reichmuth Way	Sacramento	10831	3	2 (2 0)	1902	0.1800	↓ \$419,900	Active	03/17/18	25/25
18015326	895 Parklin Ave	Sacramento	10831	4	3 (2 1)	1850	0.1700	\$425,000	Active	03/23/18	19/19
18013794	1296 Branwood Way	Sacramento	10831	3	2 (2 0)	2180	0.1600	\$438,000	Active	03/09/18	28/28
18015698	6275 Greenhaven Dr	Sacramento	10831	3	2 (2 0)	1454	0.2300	\$449,500	Active	03/17/18	25/25
18017240	7100 El Sereno Cir	Sacramento	10831	3	2 (2 0)	1628	0.2100	↓ \$449,900	Active	03/23/18	19/15
17076423	7208 Santa Teresa Way	Sacramento	10831	4	3 (3 0)	2725	0.2215	\$499,900	Active	12/11/17	121/121
18015089	6936 S Land Park Dr	Sacramento	10831	3	3 (3 0)	1621	0.1900	\$549,888	Active	03/15/18	27/27
18014443	6280 Grangers Dairy Dr	Sacramento	10831	4	3 (3 0)	2508	0.2020	\$635,000	B Active	03/14/18	7/7
18003251	20 Lake Harbor Ct	Sacramento	10831	5	4 (3 1)	3324	0.1905	\$865,000	B Active	01/18/18	82/82
18014146	2279 Babette Way	Sacramento	10832	4	2 (2 0)	1734	5227	\$348,000	(V) Active	03/08/18	34/34
18018222	1120 W EL CAMINO Ave	Sacramento	10833	3	2 (2 0)	1288	0.1400	\$269,999	Active	03/26/18	16/16
18013333	2765 Stonecreek Dr	Sacramento	10833	3	3 (2 1)	1709	0.1300	\$370,000	Active	03/06/18	36/36
18013357	3736 W River Dr	Sacramento	10833	5	3 (3 0)	2447	0.1111	\$475,000	Active	03/06/18	36/36
18018680	3501 Rancho Rio Way	Sacramento	10834	3	2 (2 0)	1211	0.1000	\$289,900	Active	03/28/18	14/14
18008142	4416 Gibraltar St	Sacramento	10834	3	3 (2 1)	1511	2919	\$329,999	Active	02/10/18	60/60
18007758	3829 Innovator Dr	Sacramento	10834	4	3 (2 1)	2211	4500	↓ \$399,980	Active	02/08/18	62/62
18000316	3606 Innovator Dr	Sacramento	10834	4	3 (3 0)	2953	0.1156	\$455,000	Active	01/03/18	98/98

All measurements and calculations of area are approximate. Information provided by Seller/Other sources, not verified by Broker. All Interested Persons should independently verify accuracy of above information. Provided properties may or may not be listed by the office/agent presenting the information. Copyright 2014, MetroList Services, Inc. Copyright © 2014, Rapattoni Corporation. All rights reserved.

One Line Report with DOM

Listings as of April 11, 2018 at 9:22PM

Page: 6

Residential

Listing #	Address	City	Area	BR (Poss)	BA (FH)	Prim SqFt	Lot Size	Listing/ Sale Price	Status	Status Date	DOM/ CDOM
17076489	2383 Cashaw Way	Sacramento	10834	4 (5)	3 (3 0)	2953	0.1266	\$459,900	Active	12/14/17	118/118
18003902	3712 Lake Katie Way	Sacramento	10834	4	3 (3 0)	2478	0.0775	\$465,000	Active	01/25/18	76/76
18016298	4229 windsong St	Sacramento	10834	5	3 (3 0)	2567	5467	\$475,000	Active	03/19/18	23/23
18016815	2900 Muttonbird Way	Sacramento	10834	5	3 (3 0)	2889	0.1720	\$477,500	Active	03/20/18	22/22
18004744	2211 Citrine Way	Sacramento	10834	5 (7)	5 (4 1)	4033	6757	\$599,888	Active	01/25/18	76/76
18003830	5624 Amnest Way	Sacramento	10835	4	2 (2 0)	1910	0.1205	\$380,000	Active	01/22/18	79/197
18011343	291 Odell Cir	Sacramento	10835	3	2 (2 0)	1765	0.1543	\$380,000	Active	02/25/18	45/45
18011418	261 Anjou Cir	Sacramento	10835	3 (4)	3 (3 0)	2187	0.0941	↓ \$385,000	Active	03/01/18	41/41
18007478	381 Anjou Cir	Sacramento	10835	3	3 (2 1)	2187	0.0935	\$410,000	Active	02/08/18	62/62
18016326	2917 North Platte Way	Sacramento	10835	4	3 (2 1)	2240	0.1202	↓ \$419,888	Active	03/19/18	21/21
18004651	571 Eastbrook Cir	Sacramento	10835	3 (4)	3 (3 0)	2088	0.1292	\$419,900	B Active	01/26/18	58/58
18014180	27 Bascom Ct	Sacramento	10835	4	3 (2 1)	2007	0.1025	\$427,000	Active	03/08/18	34/34
18009322	300 Mahonia Cir	Sacramento	10835	4 (5)	3 (3 0)	2175	0.1099	\$439,900	Active	02/21/18	49/49
18016281	1767 IRONGATE Way	Sacramento	10835	3	2 (2 0)	2102	0.1519	\$444,900	Active	03/19/18	23/23
18014572	5768 Van Eyck Way	Sacramento	10835	4	2 (2 0)	2317	0.1446	\$445,000	Active	03/16/18	26/26
18000785	1533 Danbrook Dr	Sacramento	10835	4	2 (2 0)	2191	0.1494	↓ \$449,800	Active	01/05/18	96/96
18014643	3375 LA CADENA Way	Sacramento	10835	4	2 (2 0)	2222	0.1263	\$449,900	Active	03/12/18	30/30
18016071	12 Holden Ct	Sacramento	10835	4	3 (3 0)	2341	0.1359	\$455,000	Active	03/17/18	25/25
18014638	1418 DANBROOK Dr	Sacramento	10835	4	2 (2 0)	2372	0.1980	\$459,000	Active	03/12/18	30/30
18011218	190 Chango Cir	Sacramento	10835	5	3 (3 0)	2822	0.1345	\$469,000	Active	02/25/18	45/45
18004922	170 Orrington Cir	Sacramento	10835	4	2 (2 0)	2191	0.1947	\$469,990	Active	01/31/18	70/70
18018174	1806 Cagney Way	Sacramento	10835	4 (5)	3 (3 0)	2659	0.1326	\$470,000	Active	03/27/18	15/15
18012497	2693 Maybrook Dr	Sacramento	10835	4 (5)	3 (2 1)	2532	5375	\$485,000	Active	03/02/18	40/40
18017902	29 New Grafton Ct	Sacramento	10835	4	4 (3 1)	2191	0.2523	\$498,000	Active	03/25/18	17/17
17046659	5521 Dunlay Dr	Sacramento	10835	4 (5)	3 (3 0)	3281	7025	\$539,000	Active	07/24/17	261/261
18015178	12 Sola Ct	Sacramento	10835	6	3 (3 0)	3762	0.1492	\$569,000	Active	02/03/18	67/67
18012998	2416 Maybrook Dr	Sacramento	10835	5	3 (2 1)	4090	0.1692	\$599,900	Active	03/06/18	36/161
18014285	5043 Dodson Ln	Sacramento	10835	5	3 (3 0)	3377	0.1750	\$604,000	Active	03/12/18	30/30
18018306	802 Bright Ct	Sacramento	10838	4	3 (3 0)	1808	0.0900	\$279,950	Active	03/27/18	15/15
18005931	408 Santa Ana Ave	Sacramento	10838	3	2 (2 0)	1576	0.1300	\$305,000	Active	02/01/18	48/48
18016658	1116 Nogales St	Sacramento	10838	3	2 (2 0)	1883	0.1442	\$310,900	Active	03/20/18	22/114
18011314	1442 Katharine Ave	Sacramento	10838	4	3 (3 0)	1784	0.1700	\$312,000	Active	02/26/18	44/44
18015030	4049 Balsam St	Sacramento	10838	3 (5)	3 (2 1)	2400	0.2576	↓ \$329,000	Active	03/13/18	29/29
18015258	704 Claire Ave	Sacramento	10838	4	3 (2 1)	2036	0.1700	\$372,999	Active	03/17/18	22/22
18005853	569 Hayes Ave	Sacramento	10838	5	3 (2 1)	2370	0.0756	\$392,000	Active	01/31/18	70/70
18017199	580 Hayes Ave	Sacramento	10838	4	2 (2 0)	1975	0.5110	\$399,000	B Active	03/26/18	5/5
18018831	291 Silver Eagle Rd	Sacramento	10838	3	2 (2 0)	1060	2.5000	\$399,900	Active	03/28/18	14/50
18015569	3124 Glentana Way	Antelope	10843	4	3 (3 0)	2011	0.1033	\$385,000	Active	03/15/18	27/27
18016907	8520 Arrowroot Cir	Antelope	10843	4	2 (2 0)	1849	0.1492	\$410,000	Active	03/21/18	21/21
18002227	770 Watt Ave	Sacramento	10864	3	1 (1 0)	1286	0.2883	\$359,000	Active	01/12/18	81/81
18015290	3640 Cody Way	Sacramento	10864	3	2 (2 0)	1685	0.2381	\$414,000	B Active	03/23/18	11/11
18009652	711 Casmalia Way	Sacramento	10864	3	2 (2 0)	2201	0.2298	↓ \$569,900	Active	02/17/18	41/41
18014535	4512 Andover Ct	Sacramento	10864	4	3 (3 0)	1953	0.4600	\$639,000	Active	03/10/18	32/141
17042725	309 Wyndgate Rd	Sacramento	10864	2	3 (2 1)	2365	0.1000	\$665,500	Active	07/07/17	278/278
18005775	760 El Encino Way	Sacramento	10864	3	3 (3 0)	2104	0.2268	\$798,500	Active	01/31/18	70/70
18018235	825 Lake Oak Ct	Sacramento	10864	3	3 (2 1)	2180	0.2200	\$799,900	Active	03/28/18	14/14
18012341	325 Sandpiper Dr	Davis	11402	4	3 (3 0)	2793	0.1800	\$929,000	Active	03/01/18	41/41
18014258	1026 San Gallo Ter	Davis	11403	3	3 (2 1)	1803	0.0700	\$669,000	Active	03/09/18	33/33
18014696	1617 Van Damme Dr	Davis	11404	4	3 (2 1)	2740	7840	\$921,000	Active	03/12/18	30/30
18016864	44024 N El Macero Dr	El Macero	11405	3	3 (2 1)	2661	0.4261	\$868,000	Active	03/23/18	19/19
18017493	44602 N El Macero Dr	El Macero	11405	4	3 (2 1)	2446	0.2185	\$909,000	Active	03/23/18	19/187
18018378	100 Inyo Pl	Woodland	11411	4	2 (2 0)	1556	0.2319	\$339,900	Active	03/27/18	15/15
17063606	901 1st St	Woodland	11415	5	2 (2 0)	2651	0.2018	\$659,000	Active	10/03/17	189/189
18017047	1315 Antoinette Way	Woodland	11416	3	1 (1 0)	1008	0.1351	\$305,000	Active	03/22/18	20/20
18011669	100 Redwood Dr	Woodland	11418	2 (3)	2 (2 0)	2024	0.2021	\$509,500	Active	02/27/18	42/42
18004548	2691 Shinn Pl	Woodland	11419	3 (4)	3 (2 1)	2958	0.1400	\$500,000	Active	01/26/18	52/52
18005787	2354 Ackley	Woodland	11419	4 (5)	4 (3 1)	3217	0.1500	\$539,899	Active	02/01/18	69/69
17020424	18210 Harlequin Ct	Woodland	11420	3 (4)	3 (2 1)	3163	0.2400	\$594,000	Active	04/11/17	364/364
17078060	18041 Blue Winged Ct	Woodland	11420	3	2 (2 0)	2093	0.2800	\$609,000	Active	12/28/17	104/104

One Line Report with DOM

Listings as of April 11, 2018 at 9:22PM

Page: 7

Residential

Listing #	Address	City	Area	BR (Poss)	BA (FH)	Prim SqFt	Lot Size	Listing/ Sale Price	Status	Status Date	DOM/ CDOM
18017335	16320 Forest Ave	Guinda	11425	4	3 (2 1)	2238	20.000	\$1,150,000	Active	03/22/18	20/173
17068831	500 E Baker St	Winters	11433	4	3 (3 0)	1826	0.0300	\$355,000	Active	11/01/17	80/80
18010535	1018 Roosevelt Ave	Winters	11433	4	3 (2 1)	2078	0.1700	\$469,900	Active	02/21/18	49/49
17061809	120 F St	Lincoln	12201	2	1 (0 1)	1044	0.1400	\$295,000	Active	09/22/17	200/200
18008962	930 Wilson Ave	Lincoln	12201	4	2 (2 0)	1635	0.1408	\$299,999	Active	02/14/18	56/56
18016080	2415 Forest Oaks	Lincoln	12202	4	3 (2 1)	1943	0.1912	\$379,900	Active	03/16/18	26/26
17076072	2131 3rd St	Lincoln	12202	3 (4)	3 (3 0)	2284	0.1392	\$449,500	Active	01/04/18	82/82
18012883	1525 Wild Turkey Rd	Lincoln	12204	3 (4)	3 (3 0)	2490	4.9000	\$679,000	Active	03/04/18	34/34
17030239	605 Stagecoach Ln	Lincoln	12204	4	3 (3 0)	2740	6.1000	\$788,800	Active	05/26/17	293/293
18002420	2176 Winding Way	Lincoln	12206	1 (2)	2 (1 1)	1166	0.1404	\$374,800	Active	01/13/18	88/88
18015810	2670 Warbler Ln	Lincoln	12206	2	2 (2 0)	1195	4769	\$399,000	Active	03/17/18	25/25
18014189	2324 Rubicon Ln	Lincoln	12206	2 (3)	2 (2 0)	1531	5772	\$447,500	Active	03/09/18	33/33
18013347	123 Coach Light Ln	Lincoln	12206	2 (3)	2 (2 0)	1549	0.1314	\$449,000	Active	03/06/18	36/36
18004240	957 GOLD NUGGET Cir	Lincoln	12206	2	2 (2 0)	1595	8052	\$455,000	Active	02/19/18	51/51
18012778	186 Calistoga Ln	Lincoln	12206	3	2 (2 0)	1673	0.1255	\$469,000	Active	03/06/18	36/36
18016239	521 Belladonna Ln	Lincoln	12206	2	2 (2 0)	1674	0.1255	\$489,000	Active	03/21/18	21/21
17076097	2377 Swainson Ln	Lincoln	12206	2 (3)	2 (2 0)	1967	0.1679	\$525,000	Active	12/07/17	96/96
18012291	876 BRIDALVEIL Ln	Lincoln	12206	2	2 (2 0)	1910	0.1497	\$534,000	Active	03/03/18	39/156
18018211	1841 Duckhorn Ln	Lincoln	12206	2	2 (2 0)	1791	0.2141	\$539,900	Active	03/28/18	14/14
18006330	868 Mossy Ridge Ln	Lincoln	12206	3	2 (2 0)	2049	0.1722	\$554,900	Active	02/02/18	68/68
18017975	2440 Hidden Hills	Lincoln	12206	2 (4)	2 (2 0)	1823	0.1682	\$559,000	Active	03/28/18	14/14
18001351	415 Olema Pl	Lincoln	12206	2 (4)	2 (2 0)	2372	0.2020	\$625,000	Active	01/08/18	93/165
17070011	1896 Blackbird Ln	Lincoln	12206	3	3 (2 1)	2281	0.1716	\$629,000	Active	11/01/17	160/160
18012967	2095 Laurelhurst Ln	Lincoln	12206	3	2 (2 0)	2151	0.2221	\$629,000	Active	03/20/18	22/22
18006467	1848 Leander Ln	Lincoln	12206	3	2 (2 0)	2151	0.2578	\$635,000	Active	02/02/18	68/68
18005646	840 Carrousel Ct	Lincoln	12206	2 (3)	3 (2 1)	2883	0.3023	\$739,900	Active	02/01/18	69/114
18013526	2540 Blue Heron	Lincoln	12206	3	3 (3 0)	2831	0.2208	\$819,000	Active	03/09/18	33/33
18018363	102 Letterkenny Ct	Lincoln	12207	4	3 (2 1)	1879	0.1315	\$419,999	Active	03/28/18	14/164
18018335	1445 Cedar Dr	Lincoln	12207	4	3 (3 0)	2457	0.1353	\$485,000	Active	03/27/18	15/15
18014161	1349 Bayberry Ct	Lincoln	12207	4	2 (2 0)	2350	0.1738	\$499,900	Active	03/08/18	34/34
18017471	2101 Pimlico Ct	Lincoln	12207	3	3 (3 0)	2195	0.2100	\$529,990	Active	03/23/18	19/19
18012615	1073 Silverton Cir	Lincoln	12209	4	2 (2 0)	2302	0.1550	\$389,000	Active	03/02/18	20/20
18003669	1301 Earlton	Lincoln	12209	5	5 (4 1)	4235	0.1828	\$539,000	Active	01/19/18	82/82
18014634	1215 Valley Quail Ln	Auburn	12301	1	1 (1 0)	780	1.0000	\$349,000	Active	03/13/18	29/29
18014507	1530 Live Oak Place	Auburn	12301	3 (4)	2 (2 0)	1278	0.1847	\$390,000	Active	03/22/18	20/20
18015390	12901 Rosene	Auburn	12301	3	2 (2 0)	1659	0.1486	\$420,000	Active	03/20/18	22/22
18008486	334 Placerado Ave	Auburn	12301	2 (3)	2 (2 0)	1413	0.1713	\$429,900	Active	02/28/18	42/42
18017995	12672 Princeton Dr	Auburn	12301	3	2 (2 0)	1777	0.2276	\$479,000	Active	03/26/18	16/16
18006630	1862 Crockett Rd	Auburn	12301	2	2 (2 0)	1628	0.9738	\$495,000	Active	02/04/18	15/15
18010002	12428 Alta Mesa Dr	Auburn	12301	5	4 (3 1)	2497	0.3243	\$530,000	Active	03/01/18	41/41
18016166	1188 Racquet Club Dr	Auburn	12301	4	3 (3 0)	2391	0.2341	\$535,000	Active	03/19/18	23/23
18017651	1227 Vintage Way	Auburn	12301	3	3 (2 1)	2658	0.5187	\$629,500	Active	03/23/18	19/19
17064176	11355 Silverhawk Ct	Auburn	12301	4 (5)	3 (3 0)	4031	0.1933	\$659,000	Active	10/04/17	188/188
17034008	11500 Sunvalley Pl	Auburn	12301	4	3 (3 0)	3252	0.4756	\$675,000	Active	06/02/17	274/274
18017244	1139 Lantern View Dr	Auburn	12301	4	4 (3 1)	3048	0.2490	\$783,500	Active	03/22/18	14/41
17074509	18615 Douglas Dr	Applegate	12302	2 (3)	2 (2 0)	1568	0.1717	\$259,000	Active	11/28/17	133/133
18016816	6400 Stanley Dr	Auburn	12302	4	3 (3 0)	2650	1.0347	\$539,000	Active	03/22/18	12/12
18015160	747 Ponderosa Way	Colfax	12302	3	2 (2 0)	1718	2.3800	\$565,000	Active	03/20/18	22/22
18013145	1355 Boole Rd	Applegate	12302	4	3 (3 0)	3064	2.0000	\$574,000	Active	03/05/18	37/37
18013963	3045 Vista Way	Meadow Vist	12302	3	3 (2 1)	2959	1.0000	\$599,000	Active	03/12/18	30/30
18009711	855 Haywire Ranch Rd	Meadow Vist	12302	3	4 (4 0)	2353	2.6000	\$699,000	Active	02/17/18	53/53
18016764	3016 Legends Dr	Meadow Vist	12302	4	4 (3 1)	2997	0.2108	\$899,900	Active	03/21/18	21/198
18010219	27980 Manzanita Trl	Colfax	12303	3	2 (2 0)	1704	0.2211	\$329,175	Active	02/20/18	50/50
18018097	22155 Smuthers Ravine Rd	Colfax	12303	2	2 (2 0)	1240	9.8000	\$429,000	Active	03/27/18	15/15
18013383	255 Hunter Rd	Colfax	12303	3 (4)	2 (2 0)	3000	1.7000	\$524,000	Active	03/07/18	35/35
18009925	21182 Oakwood Ln	Foresthill	12304	3 (4)	2 (2 0)	1884	0.9700	\$467,000	Active	03/03/18	39/39
18000092	6305 Greenleaf	Foresthill	12304	3	3 (2 1)	2797	1.1000	\$499,500	Active	01/03/18	98/173
18000904	4152 Owl Creek Rd	Foresthill	12304	3	1 (1 0)	1500	6.9000	\$525,000	Active	01/05/18	96/96
18010890	25050 Foresthill Rd	Foresthill	12304	3 (4)	3 (2 1)	3314	0.6932	\$749,000	Active	03/21/18	18/18

One Line Report with DOM

Listings as of April 11, 2018 at 9:22PM

Page: 8

Residential

Listing #	Address	City	Area	BR (Poss)	BA (FH)	Prim SqFt	Lot Size	Listing/Sale Price	Status	Status Date	DOM/CDOM
17072428	5041 Bella Vista Cir	Foresthill	12304	4	6 (4 2)	5359	2.4000	\$850,000	Active	11/30/17	132/132
18008106	4345 La Brosa Pl	Foresthill	12304	4	4 (4 0)	3949	1.4000	\$899,995	Active	02/10/18	60/60
18017050	1045 Mattell Ct	Dutch Flat	12305	3	2 (1 1)	1155	0.2390	\$325,000	Active	03/21/18	21/21
17059782	1001 Millertown Rd	Auburn	12307	3	3 (3 0)	1832	12.000	\$690,000	Active	09/14/17	209/209
18016786	8848 Base Line Rd	Elverta	12626	3	1 (1 0)	1050	5.0000	\$519,000	Active	03/28/18	14/14
18008075	3384 Colvin Dr	Loomis	12650	2 (3)	2 (1 1)	1294	0.1891	\$372,000	Active	02/20/18	44/44
17078268	3857 Bankhead Road	Loomis	12650	3	2 (2 0)	1785	0.5359	\$449,900	B Active	01/01/18	43/43
18015487	3562 S Colvin	Loomis	12650	3	2 (2 0)	1472	0.4975	↓ \$469,000	Active	03/15/18	27/27
17075809	4225 Bonanza Way	Loomis	12650	3	2 (2 0)	1635	0.7560	↓ \$620,000	Active	12/21/17	111/111
18012303	3790 Magnolia St	Loomis	12650	4	4 (3 1)	2605	0.1919	\$689,000	Active	03/01/18	26/55
18010101	9042 Pioneer Ln	Loomis	12650	3 (4)	3 (3 0)	3190	2.0000	\$925,000	Active	02/20/18	50/50
18003348	3310 Cherokee Trl	Loomis	12650	4 (5)	4 (4 0)	4030	0.9721	\$1,295,000	Active	01/18/18	83/407
18014982	8191 Granada Ln	Loomis	12650	5	5 (4 1)	4448	4.2000	\$1,589,000	Active	03/13/18	29/29
17077058	9371 Powerhouse Rd	Newcastle	12658	3	1 (1 0)	1572	7.6000	\$525,000	Active	12/15/17	117/117
18003845	8045 Gilardi Rd	Newcastle	12658	3 (4)	3 (3 0)	2389	0.5147	\$625,000	Active	01/22/18	79/79
18013019	1024 Coloma Way	Roseville	12661	3	2 (2 0)	1020	0.1392	\$319,500	Active	03/07/18	35/35
18017568	1404 Oakmont Dr	Roseville	12661	4	2 (2 0)	1299	0.1592	\$379,900	Active	03/23/18	19/82
18004811	1648 Grey Owl Cir	Roseville	12661	3 (5)	4 (4 0)	4052	0.1641	\$765,000	Active	01/26/18	73/156
18009071	3830 Country Park Dr	Roseville	12661	5 (6)	4 (4 0)	4206	0.9506	\$1,075,000	Active	02/15/18	55/55
18018452	3885 E Midas Ave	Rocklin	12677	3	2 (2 0)	1148	0.2009	↓ \$345,000	Active	03/28/18	14/14
18014839	6200 Woodside Dr	Rocklin	12677	3	2 (2 0)	1693	0.2100	\$370,000	Active	03/12/18	30/30
18007566	2715 S Whitney Blvd	Rocklin	12677	4	2 (2 0)	1509	0.0948	\$387,500	Active	02/08/18	62/62
18013565	3565 Mountain View Dr	Rocklin	12677	4	4 (3 1)	2531	0.3388	\$504,880	Active	03/08/18	34/34
18016453	6030 Turquoise Dr	Rocklin	12677	5	3 (2 1)	2731	0.1593	\$519,000	Active	03/27/18	15/15
18015454	4746 Sweeney Cir	Rocklin	12677	4 (5)	3 (3 0)	2591	3978	\$555,000	Active	03/15/18	27/27
18017111	1118 Circuit Dr	Roseville	12678	3	1 (1 0)	1283	0.1403	\$299,900	Active	03/21/18	21/21
18004011	51 Villa Gardens Ct	Roseville	12678	3 (4)	3 (3 0)	1639	0.0243	\$385,000	Active	01/22/18	39/81
18011310	405 Ruby Ct	Roseville	12678	3 (4)	3 (3 0)	1690	0.0964	↓ \$410,000	Active	03/01/18	37/37
18010272	427 Grove St	Roseville	12678	3	2 (2 0)	1645	0.1600	\$450,000	Active	02/20/18	50/50
18006267	324 Aspen Ct	Roseville	12678	4	3 (3 0)	2152	0.1096	\$465,000	B Active	02/03/18	61/61
18018137	7050 Claremont Cir	Roseville	12678	3 (4)	3 (2 1)	2439	0.1545	\$489,900	Active	03/26/18	16/16
18014193	6616 Silver Mill Way	Roseville	12678	4	3 (3 0)	2200	0.1326	\$529,900	Active	03/09/18	33/33
18015505	5375 Parkford Cir	Granite Bay	12746	4	2 (2 0)	2016	0.2058	\$598,000	Active	03/15/18	27/27
18006280	8432 Hillgrove St	Granite Bay	12746	5	3 (3 0)	2813	0.2231	↓ \$725,000	Active	02/06/18	64/64
17050928	8317 Lakeland Dr	Granite Bay	12746	4	4 (4 0)	3270	0.3017	\$742,333	Active	08/11/17	241/241
18015410	9691 Swan Lake Dr	Granite Bay	12746	4	4 (3 1)	2673	0.1842	↓ \$750,000	Active	03/14/18	28/28
18014353	4847 Bentwood Way	Granite Bay	12746	4	3 (2 1)	3025	0.2287	\$799,000	Active	03/09/18	13/13
18017524	8205 Walden Woods Way	Granite Bay	12746	4	3 (2 1)	2933	0.6055	\$874,950	Active	03/23/18	19/19
18013365	4945 Stirling St	Granite Bay	12746	4 (5)	4 (3 1)	3873	0.4568	\$875,000	Active	03/06/18	36/36
17021718	6325 Ardea Ct	Granite Bay	12746	4	5 (4 1)	4102	0.7709	\$1,079,000	Active	04/17/17	270/270
18005979	5875 Moss Ln	Granite Bay	12746	5	4 (3 1)	4229	2.2000	\$1,145,000	Active	02/07/18	63/63
17074681	6362 Calle Montalvo Cir	Granite Bay	12746	5	4 (4 0)	4700	1.5000	\$1,375,000	Active	12/01/17	131/131
18010693	1341 Piper Pl	Roseville	12747	2	3 (2 1)	1332	3876	↓ \$347,500	Active	02/22/18	48/48
18015293	3101 Acton Way	Roseville	12747	3	2 (2 0)	1163	0.1194	\$365,000	Active	03/15/18	17/17
18011248	9004 Kodiak Way	Roseville	12747	3	2 (2 0)	1458	0.1000	↑ \$410,000	B Active	03/01/18	31/31
18011959	333 School House Ct	Roseville	12747	2	2 (2 0)	1578	0.1538	\$419,000	B Active	03/01/18	41/41
18010466	545 Oakborough Ave	Roseville	12747	4	3 (3 0)	2040	0.1401	\$429,900	Active	02/21/18	49/135
17062210	432 Talon Reach Ct	Roseville	12747	4	3 (3 0)	2220	0.1400	\$454,900	Active	09/25/17	149/149
18000348	3613 Trentino St	Roseville	12747	4	3 (2 1)	2150	0.0789	\$459,900	Active	01/03/18	98/198
18014042	1418 Orwell Dr	Roseville	12747	4	3 (3 0)	2310	0.1499	\$474,000	Active	03/08/18	25/25
18009609	5269 Sugar Pine Loop	Roseville	12747	2	2 (2 0)	1840	0.1698	\$498,900	Active	02/16/18	54/54
18013439	3065 Lamar Way	Roseville	12747	4	3 (3 0)	2444	0.1221	\$518,000	Active	03/08/18	23/23
18014015	4032 Wheelright Way	Roseville	12747	3 (4)	3 (3 0)	2656	0.1880	\$545,000	Active	03/09/18	29/29
18010586	516 Cantera Ct	Roseville	12747	4	3 (3 0)	2633	0.1912	\$549,950	Active	03/04/18	38/38
18004168	1596 Misty Wood Dr	Roseville	12747	4 (5)	3 (3 0)	3168	0.1551	\$580,000	Active	01/27/18	74/74
18004775	4676 Cattalo Way	Roseville	12747	4 (5)	4 (3 1)	3590	0.2572	\$619,000	Active	01/26/18	75/143
18008057	3910 Crystal Downs	Roseville	12747	4	3 (3 0)	3483	0.2666	\$619,000	Active	02/10/18	60/60
18016782	6377 Rose Garden Ln	Roseville	12747	2 (3)	2 (2 0)	2032	0.1721	↓ \$629,000	Active	03/05/18	37/37
18010360	2377 Provincetown Way	Roseville	12747	5	4 (4 0)	3750	6669	\$669,990	Active	02/21/18	37/37

One Line Report with DOM

Listings as of April 11, 2018 at 9:22PM

Page: 9

Residential

Listing #	Address	City	Area	BR (Poss)	BA (FH)	Prim SqFt	Lot Size	Listing/ Sale Price	Status	Status Date	DOM/ CDOM
18013852	6206 Flamingo Way	Rocklin	12765	3	2 (2 0)	1736	0.1269	\$419,500	Active	03/05/18	37/37
18004890	5517 Cabrillo Way	Rocklin	12765	3 (4)	3 (2 1)	1908	0.0940	\$465,000	Active	01/26/18	75/75
18012760	5803 Pebble Creek DR	Rocklin	12765	4	3 (3 0)	2650	0.1261	\$519,900	Active	03/08/18	34/34
18012873	5634 Darby Rd	Rocklin	12765	4	3 (3 0)	2347	0.1461	\$541,500	Active	03/04/18	38/38
18007050	4210 Silver Spur Ct	Rocklin	12765	3	3 (3 0)	2404	13152	\$549,000	Active	02/07/18	63/63
17055899	2816 Hillcrest Rd	Rocklin	12765	4 (5)	4 (3 1)	2720	0.1711	↓ \$578,500	Active	09/06/17	177/177
18009548	2201 Raintree Ct	Rocklin	12765	5	4 (3 1)	3808	0.2200	\$729,900	Active	02/16/18	54/54